

Wireless meetings

hrt:::





Wireless collaboration

Wireless collaboration improves meetings, Huddle Hub improves wireless collaboration



huddle hub
one+

Huddle Hub™ goes beyond traditional wireless presentation on meeting rooms large displays: the participants can in fact send and receive presentations directly with their own devices. Any space within the company can now be used as a collaboration space: huddle and meeting rooms, offices, auditoriums and even lounges.

Almost every meeting today is a presentation and video-conference meeting and Huddle Hub is the only Wireless Collaboration System that allows all meeting participants a true BYOC cable-free interaction with the room AV equipment. Participants can just walk into the meeting with their laptop, comfortably sit anywhere they like, and use their videoconference software and the room AV equipment without having to connect a single cable.


Thanks to the Smart Room innovative concept, Huddle Hub allows multiple simultaneous wireless presentation sessions. A work group can connect to one of the available rooms from everywhere in the company. Huddle Hub Smart Rooms can be reserved for huddle spaces or organizational units, as company departments, workgroups, projects and even single users.

Wireless camera

Connect any all-in-one USB camera to Huddle Hub and enable any participant to wirelessly receive its AV streams for a videoconference session

Use any UC software on your laptop and start the meeting without changing the workflow

Any participant can share the presentation in the room and with the remote end



The "Wireless Camera" is a unique feature of Huddle Hub that allows all meeting participants a cable-free interaction with the room AV equipment. The setup is very simple: just connect any USB video soundbar system to Huddle Hub.

Any participant in a meeting can start or join a video-conference from her or his laptop, just by selecting the Huddle Hub drivers in her or his preferred software (Zoom, Skype, Teams, WebEx, etc.), and wirelessly receive the AV streams from the video-soundbar.

With the Wireless Camera feature, participants can just walk into the meeting with their laptop, comfortably sit anywhere they like, and use the room AV equipment without having to connect a single cable.

The participant who host the videoconference, receives the presentation on her or his laptop and can easily share it with the remote connected people.



Advantages

All personal devices can **present and receive**

Through Huddle Hub any laptop, tablet or mobile can send or receive a presentation. This improves collaboration when sitting or standing away from the room display and makes it possible when there is no display at all. Huddle Hub brings out the best of the BYOD model.



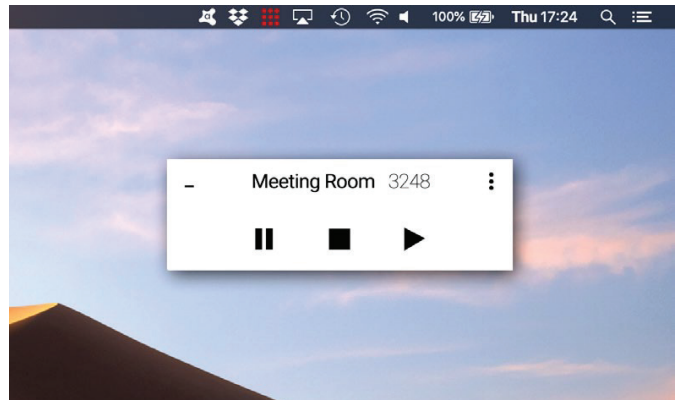
Wireless **videoconference**

BYOC (bring your own codec) becomes reality: connect the meeting room USB camera to Huddle Hub and enable any participant to wirelessly receive its AV streams for a videoconference session. Huddle Hub supports most UC software, hardware devices and video conferencing platforms.



Multiplatform apps and **client-less** web app

Huddle Hub is designed for the users: the dedicated apps, available for any OSs, allow the complete control of the meeting. The friendly everyday web browser is a client-less no-installation alternative to share and receive the presentation on the laptop. Power users and guests or casual users can select their preferred UI.




Huddle everywhere with the **Smart Rooms**

With Huddle Hub any place is a meeting room. Smart Rooms allow effective team collaboration even in not equipped or lightly equipped spaces, perfectly matching the modern workflow. They can be reserved for specific huddle spaces, teams, projects and even single users.




Scenarios



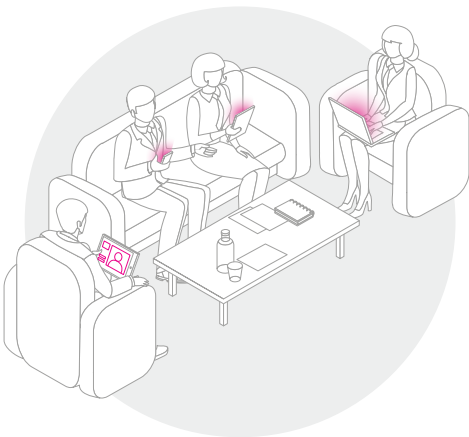
Meeting rooms

Sometimes you are too far away or facing sideways from the screen on which the content is shown, which might be a spreadsheet. Huddle Hub's ability to reproduce the content of the screen on your device provides a more natural and comfortable meeting environment.



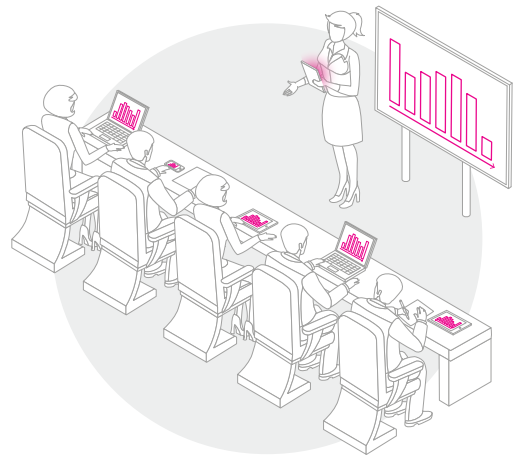
Huddle rooms

Huddle rooms are usually lightly equipped rooms: a table, some chairs, a telephone and a display are all you find there. You don't need anything else. Just connect your device (laptop, tablet or smartphone) to Huddle Hub and start the meeting.



Informal spaces

The design of work environments is changing. More and more people find themselves collaborating in cafes, hotel lobbies, lounge areas, and other open concept spaces. Huddle Hub is the only solution that transforms such spaces for effective collaboration.



Auditoriums

Huddle Hub is also designed for large auditoriums, where a single screen is not effective enough for everybody to see. Huddle Hub offers the opportunity to give everyone a perfect view, wirelessly duplicating the main screen on participants personal devices.

Features

Client-less experience with your web browser

Start your everyday browser and share the presentation. Enjoy a client-less no-installation experience on your Windows PC or Mac.

Huddle everywhere with the "Smart Rooms"

With Huddle Hub any place is a meeting room: the participants connect to the hub, receive the content of your screen and share their content as required.

Apps for all operating systems

Free apps are available for Windows® (7 SP1 or higher), MacOS® (10.11 or higher), iOS® (11 or higher), Android® (5 or higher), Android TV.

Enable any display to receive the presentation

With the web client or the free software client, on any room computer, Android TV, or a standard HDMI TV equipped with an Android dongle.

All personal devices can present & receive

Send and receive presentations directly to the screen of participants' laptops, tablets or mobiles.

Bespoke welcome screen and digital signage

Integrate Huddle Hub in the corporate environment and fully customize the welcome screen to your needs.

1-click user interface

With a simple and intuitive design, you are always one click away from sending or receiving a presentation.

Auditorium mode

Configure Huddle Hub for large teaching spaces and give everyone a perfect view. Up to 150 users.

Turn the webcam into a wireless camera

Connect the meeting room webcam to Huddle Hub and enable any participant to wirelessly receive its AV streams for a videoconference session.

Centralized web-based configuration

IT administrators have quick access to the configuration of all units installed in the company, through the Huddle Hub Management System.

Wide videoconference clients integration

Audio video integration with Skype™, Skype for Business™, Microsoft Teams™, Google Hangouts™, Cisco WebEx™, Zoom™, Cisco Spark™, GoToMeeting™, Slack™, and more.

Dual network mode for guest secure collaboration

Huddle Hub One+ offers 2 separated network interfaces, creating a totally isolated environment for corporate and guest users.

Enhanced room equipment integration

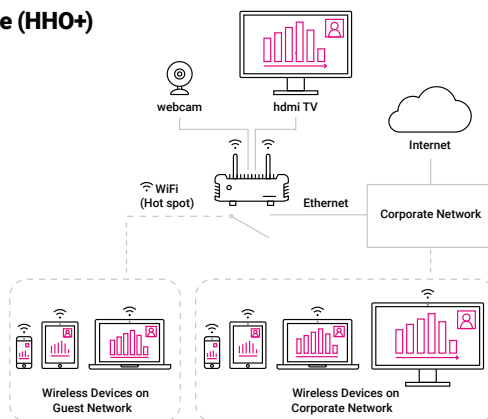
Seamless integration with meeting room consoles and all-in-one video sound bars. For example Logitech Smartdock, Aver VB342, Logitech Meetup, Poly Studio.

Lifetime free updates

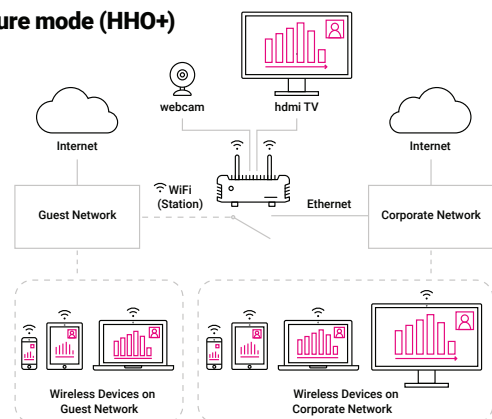
New features and performance improvements are released regularly. All updates are free, forever.

Dual network

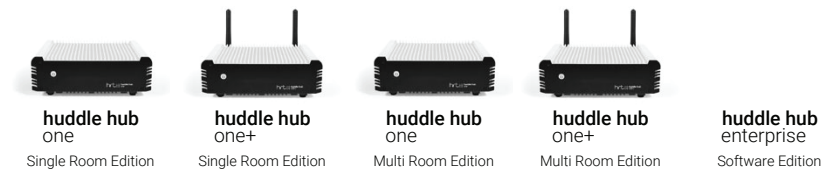
Direct mode (HHO+)



Infrastructure mode (HHO+)



Products



	huddle hub one Single Room Edition	huddle hub one+ Single Room Edition	huddle hub one Multi Room Edition	huddle hub one+ Multi Room Edition	huddle hub enterprise Software Edition
Wireless webcam (USB 2.0/3.0)*	●	●	●	●	-
Smart rooms	-	-	6	6	Unlimited/30'
Present with web browser or desktop/mobile apps	●	●	●	●	●
Receive with web browser or desktop/mobile apps	●	●	●	●	●
Max. concurrent presenters per room	4	4	6	6	1
Max. concurrent participants per room	12	12	12/150**	12/150**	12
WiFi AP (802.11 ac/a b g n 2.4/5 Ghz)	-	●	-	●	-
Compatible with Huddle Hub Management System	●	●	●	●	●

* Patented: US 10,194,118 B2 - Patent pending: US 2019/0132553 A1

** For more than 12 and up to 150 participants, set Huddle Hub in Auditorium mode

Huddle Hub specifications

Wireless presentation resolution	Up to HD 1080p@30fps
Wireless webcam feed resolution	Up to HD 720p@30fps
Multicam feed resolution	Up to HD 720p@30fps
WiFi authentication protocol	WPA2 - PSK
Content encryption	AES 128
Power	External power adaptor 12V DC

Clients requirements

CPU	Intel i5 equivalent or faster
Web browser	Chrome™, Firefox™, Edge™
Windows® (presenter/viewer)	Windows® 7 SP1 or higher - (for wireless camera Windows® 10) Microsoft.NET® Framework 4.5 - Microsoft® Direct3D
MacOSX® (presenter/viewer)	MacOSX® 10.11 or higher
Android®	Android® 5 or higher
iOS®	iOS® 11 or higher

3rd party products compatibility

UC software clients	Skype™, Skype for Business™, Microsoft Teams™, Zoom™, Google Meet™, Slack™, Cisco Webex™, Citrix GoToMeeting™, Lifesize™, BlueJeans™, StarLeaf™ and more.
UC hardware devices	All-in-one: Aver VB342, Logitech Meetup, Poly Studio, Yamaha CS700, Webcams: Aver CAM340, Avonic AV-CM20, AV-CM44, Huddly Go, IQ, Logitech Brio, C920, Panacast 2, 3, Vaddio Conference SHOT 10, SHOT AV, etc., Microphones, speakerphones: Avonic CM-MIC100, Jabra Speak 410, 510, Polycom Communicator CX-100, Yealink CP920 and more. Other: Avonic AV-CAP100, Biamp Devio CR-1