

Routers & Access Points

NR50: Multi-WAN VPN Router



- Multi WAN load balancing VPN Router
- 4 ports can be used as backup WAN or Internet
- Up to 30 IPsec tunnels for VPN use
- Failover feature to manage 2 or more ISP connections

NWA200: In-wall low profile Fat Access Point



- In-wall WAP with RJ45/USB Power/RJ11 Connectivity
- 2.4 GHz, 802.3af PoE, max power 9W, transmit 18dbm
- Inconspicuous design for residential / commercial installs
- 2 3dbi omni-directional antennas
- Multiple SSID
- PoE

NWA100: 900 Dual-Band High Power Access Point



- Dual Band, Dual Radio High Power Access Point
- 2.4 & 5 GHz simultaneously
- Inconspicuous design for residential / commercial installs
- Expanded wireless coverage up to 4500 sq. ft.
- Speeds up to 900Mbps
- Powered by PoE; Includes PoE injector

Media Storage

NNAS-D5 : 5 Bay SATA II Mini-NAS Subsystem



- Intel Atom Dual Core 1.8G processor
- Cache memory 2GB DDR II SDRAM
- High Data Rates for flawless Video Streaming
- Supports five (5) 3.5" SATA II hard drives
- Up to 15TB (3000 hrs of Blu-Ray data)
- Two Gigabit Ethernet ports
- Environmental monitoring unit
- Supports RAID levels 0, 1, 5,6, 10 Linear (JBOD)

NNAS-R4 : 4 Bay SATA II Mini-NAS Subsystem



- Intel Atom Dual Core 1.8G processor
- Cache memory up to 4GB DDR3 SDRAM
- High Data Rates for flawless Video Streaming
- Supports five (4) 3.5" SATA II hard drives
- Two Gigabit Ethernet port
- Environmental monitoring unit
- Supports RAID levels 0, 1, 5,6, 10 Linear (JBOD)

Media Converters

NMC1012R: 10/100/1000BaseTX to 1000 BaseFX Managed Media Converter



- Transceiver box format with SFP Fiber Connectivity
- Multimode OM1, OM2, OM3, or OM4 Fiber up to 550M
- Compliant with IEEE 802.3ab 1000BaseT
- Compliant with IEEE802.3z 1000BaseSX/LX Gigabit Ethernet
- OM1 Fiber to 220m, OM2-4 Fiber to 550m
- Supports Full Duplex Auto negotiation mode for Fiber port

NMC1012RSM: 10/100/1000BaseTX to 1000BaseFX Managed Media Converter



- Transceiver box format with Duplex SC Fiber Connectivity
- Single Mode Fiber
- Compliant with IEEE 802.3ab 1000BaseT
- Compliant with IEEE802.3z 1000BaseSX/LX Gigabit Ethernet
- Single Mode fiber to 20Km
- Supports Full Duplex Auto negotiation mode for Fiber port
- Front panel diagnostic LED indications

NMC220PR: 10/100/1000BaseTX to 1000BaseFX PoE PD Media Converter



- Transceiver box format with SFP Fiber Connectivity
- Multimode OM1, OM2, OM3, or OM4 Fiber
- Compliant with IEEE 802.3ab 1000BaseT
- Compliant with IEEE802.3z 1000BaseSX/LX Gigabit Ethernet
- OM1 Fiber to 220m, OM2-4 Fiber to 550m
- Supports Full Duplex Auto negotiation mode for Fiber port

NMC220PS: 10/100/1000BaseTX to 1000BaseFX PoE PSE Media Converter



- Transceiver box format with SFP Fiber Connectivity
- Multi Mode Fiber
- Compliant with IEEE 802.3ab 1000BaseT
- Compliant with IEEE802.3z 1000BaseSX/LX Gigabit Ethernet
- Single Mode fiber to 20Km
- Supports Full Duplex Auto negotiation mode for Fiber port

NGS16MCR(S): 16-Slot Media Converter Chassis for Redundant Power Supply



- Up to 16 slots of Media Converters
- 19" standard rack-mount size and 3U height
- Hot-swappable replacement of Media Converts and power supplies
- Two redundant power supplies with two cooling fans (One power supply with NGS16MCRS)
- Power Isolation design to ensure each bay

PDU's & PoE Injector

NPD-MR8 : Switched 1U 19" PDU, 15A Load, 8 x NEMA 5-15/20R Outlets



- Monitors Total Current by Meter
- Can be accessed over web and SNMP
- Includes free monitoring software tool
- Uses the following protocols: Http, Https, SNMP, DHCP, UDP
- All outlets can be controlled individually
- User defined Alarm thresholds or Warning and Overload

NPD-MV16 : Switched oU Vertical PDU, 20A load, 16 x NEMA 15/20R Outlets



- Monitors Total Current by Meter
- Can be accessed over web and SNMP
- Includes free monitoring software tool
- Uses the following protocols: Http, Https, SNMP, DHCP, UDP
- All outlets can be controlled individually
- User defined Alarm thresholds or Warning and Overload

NPI-H1 : Gb 802.3at PoE+ (30W) Injector



- Up to 30W of PoE Power
- Compatible with IEEE 802.3af or Legacy PoE applications
- Safe on Low Power Devices Receive Only the Power They Need
- Safe and Reliable Power to WLAN Access Points
- Automatic Detection and Protection of Non-standard Ethernet Terminals
- Supports 10/100/1000Base-T LAN

GBIC Modules

N10GMM: 1-P 10GBase-SX Mini-GBIC Module (MM, SFP+, 850NM)



- SFP+ format with Duplex LC Fiber Connectivity
- Multimode OM3, or OM4 Fiber
- Compliant with: IEEE802.3ae 10G BASE SW/SR; 10G, 8.5G, 4.25G, 2.125G, 1.0625G Fiber CH; IEEE802.3z Gigabit Ethernet standard; SFF8472 diagnostic monitoring
- Differential LVPECL inputs and CML outputs

N10GSM: 1-P 10GBase-SX Mini-GBIC Module (SM, SFP+, 1310NM)



- SFP+ format with Duplex LC Fiber Connectivity
- Multimode OM3, or OM4 Fiber
- Compliant with: IEEE802.3ae 10G BASE SW/SR; 10G, 8.5G, 4.25G, 2.125G, 1.0625G Fiber CH; IEEE802.3z Gigabit Ethernet standard; SFF8472 diagnostic monitoring
- Differential LVPECL inputs and CML outputs

NVSM550U : 1-P 1000Base-SX Mini-GBIC Module (SM,SFP)



- Digital Diagnostics are Internal Calibrated
- Operation Temperature: 0~70C
- 850nm oxide VCSEL, Duplex LC receptacles
- 550m link distance(indicative only)
- Hot pluggable
- Metal enclosure, low EMI

NVMSX550U : 1-P 1000Base-SX Mini-GBIC Module (MM, SFP)



- Industry standard small form pluggable (SFP) package
- Multimode fiber required OM1,OM2,OM3 or OM4
- Duplex LC receptacle
- Differential LVPECL inputs and outputs
- TTL signal detect indicator

UPS

NUPS22-10000U: 10KVA True Sine-wave Double Conversion Rack/Tower



- True Sine Wave double-conversion online
- Output power factor 0.9
- Rack/Tower design
- Output voltage regulation <1%
- Higher output crest ratio 5:1
- Programmable power management outlets
- Emergency power off function (EPO) with NUPS22-SNMP

NUPS22-1000U: 1KVA True Sine-wave Double Conversion Rack/Tower UPS



- 1000 VA / 900 W capacity
- True double-conversion
- Output power factor 0.9
- Rack/Tower design
- Output voltage regulation < 1%
- Higher output crest ratio 5:1
- Programmable power management outlets with NUPS22-SNMP

NUPS22-3000U: 3KVA True Sine-wave Double Conversion On-Line UPS



- 3000 VA / 2700 W capacity
- True double-conversion
- Output power factor 0.9
- Rack/Tower design
- Output voltage regulation < 1%
- Higher output crest ratio 5:1
- Programmable power management outlets
- Emergency power off function (EPO) with NUPS22-SNMP

NUPS22-6000U: 6KVA True Sine-wave Double Conversion On-Line UPS



- 3000 VA / 2700 W capacity
- True double-conversion
- Output power factor 0.9
- Rack/Tower design
- Output voltage regulation < 1%
- Higher output crest ratio 5:1
- Programmable power management outlets
- Emergency power off function (EPO) with NUPS22-SNMP

NUPS22-SNMP: SNMP card for NUPS22-series



- Allows control and monitoring of multiple UPSs through RJ-45 network connection
- Real-time dynamic graphs of UPS data
- Warning notifications via audible alarm, broadcast, mobile messenger, email SNMP traps
- Historic data log stored in centralized PC database
- Simple firmware upgrade with on click
- Password security protection and remote access management

NUPS22-ENVC: Environmental Monitoring Device for NUPS22-series



- Plug & use for simple installation with SNMP manager
- Monitor temperature and humidity to protect equipment
- Allow 2 contact closure signals for user-define usage
- Management software to remote monitor temperature and humidity status via web browser
- Measure temperatures between 0 to 100°
- Measure relative humidity between 10 to 90% RH

AVB Switches

NGSM16AVB: Layer 2 Gb Full Mang. AVB Ethernet Switch: 16 -port Gb + 2 Gb SFP Open Slots (Release Q2-2016)



- Combining Full Enterprise Management with AVB for ultimate Flexibility
- No 'additional licenses' or firmware needed for AVB
- Use Dante and AVB simultaneously
- Non-blocking architecture
- Remote notifying options: 'hands free management'

NGSM16AVB: Layer 2 Gb Full Mang. AVB Ethernet Switch: 16 -port Gb + 2 Gb SFP Open Slots PoE+ (Release Q2-2016)



- Combining Full Enterprise Management with AVB for ultimate Flexibility
- No 'additional licenses' or firmware needed for AVB
- Use Dante and AVB simultaneously
- Non-blocking architecture
- Remote notifying options: 'hands free management'

NGSM8AVB: Layer 2 Gb Full Mang. AVB Ethernet Switch: 16 -port Gb + 2 Gb SFP Open Slots PoE+ (Release Q2-2016)



- Combining Full Enterprise Management with AVB for ultimate Flexibility
- No 'additional licenses' or firmware needed for AVB
- Use Dante and AVB simultaneously
- Non-blocking architecture
- Remote notifying options: 'hands free management'

Rear Facing Switches

NGSE8H-AV: 8-port Gb high power PoE+ Rear Facing Switch



- Per PoE+ port of up to 30watt (max 120 Watt)
- IEEE 802.3at compliant with 2-event classification
- IEEE 802.3af backward compatible
- Supply suitable power to PoE+ PD terminals
- Safe and reliable power to WLAN APs
- Automatic Detection and Protection of Non-standard Ethernet Terminals
- Supports 10/100/1000Base-T applications

NGSM16T2H-AV: 16-Rear Port 10/100/1000 Base -T + 2 Gb SFP L2+ Management PoE+ Switch



- Supports Layer 2+ full management software features
- Provides PoE Controls, Network Control, Management, Monitor and Security features' requests
- IEEE 802.3at PoE ports
- Features 9 physical queues
- Able to convert standard 100~240V/AC power into low-voltage DC

NGSM24T2-AV: 24-port Managed Gb Ethernet Switch Rear Facing



- 24-port 10/100/1000Base-T RJ-45 UTP or STP
- Supports Dante
- Auto-MDI/MDI-X Auto Negotiation
- IEEE 802.3az Energy Efficient Ethernet (EEE)
- Non-Blocking Switching Capability
- Ethernet Port on the Rear Design
- Supports 9K Jumbo Frames
- 19" Rack Mount brackets included

NGSM24T2H-AV: 24-port Full L2 Manag. plus 2SFP open slot, Gb PoE+ Switch Rear Facing



- Gigabit Ethernet switch SFP and PoE+
- Supports Dante
- Dual PoE+ power board for ultimate stability and redundancy
- 24+2 ports, desktop or rack mount
- Jumbo frame 9.6K support
- Autosenses cable type, no crossover cables needed
- Auto negotiation on each port
- Non-blocking wire speed 2000Mbps/port

NGS24TP-AV: 24-port Gb Ethernet Switch Rear Facing



- 24-port 10/100/1000Base-T RJ-45 UTP or STP
- Rear facing switch
- Auto-MDI/MDI-X Auto Negotiation
- IEEE 802.3az Energy Efficient Ethernet (EEE)
- Non-Blocking Switching Capability
- Ethernet Port on the Rear Design
- Supports 9K Jumbo Frames

NGSME8H: 8-port Gb Switch with Full L2 Management, 2 SFP open slot, and PoE+ Switch (130W)



- Gigabit Ethernet switch with SFP and PoE+
- Supports Dante
- 8+2 ports, desktop or rack mount
- Jumbo frame 9.6K support
- Layer 2+ full software management
- 30 watts per port Power over Ethernet
- Autosenses cable type, no crossover needed
- Auto negotiation on each port
- Non-blocking wire speed 2000Mbps/port

NGSE8H: 8-port 10/1000M PoE+ Gb Ethernet Switch



- Gigabit Ethernet switch with PoE+
- 8 ports, desktop or rack mount
- Jumbo frame 9.6K support
- 30 watts per port Power over Ethernet
- Autosenses cable type, no crossover needed
- Auto negotiation on each port
- Non-blocking wire speed 2000Mbps/port

NGSME16T2H: 16-port Gb Switch with Full L2 Management, plus 2 SFP open slot, and PoE+ Switch (200W)



- Gigabit Ethernet switch SFP and PoE+
- Supports Dante
- 16+2 ports, desktop or rack mount
- Jumbo frame 9.6K support
- Layer 2+ full software management
- Autosenses cable type, no crossover cables needed
- Auto negotiation on each port
- Non-blocking wire speed 2000Mbps/port

NGS16TP: 16 Port Gb Ethernet Switch



- 16-port 10/100/1000Base-T RJ-45
- Auto-MDI/MDI-X Auto Negotiation
- IEEE 802.3az Energy Efficient Ethernet (EEE)
- Non-Blocking Switching Capability
- Ethernet Port on the Rear Design
- Supports 9K Jumbo Frames

NGS18T16: 16 Port Gb Fiber/Ethernet Combo Switch plus 2SFP open slot



- 16-port Gb Combo UTP/SFP ports + 2port Gb SFP open slots
- 2 UTP or SFP ports for LAN-Fiber Media Conversion and extension
- Auto-MDI/MDI-X Auto Negotiation
- IEEE 802.3az Energy Efficient Ethernet (EEE)
- Non-Blocking Switching Capability
- Ethernet Port on the Rear Design
- Supports 9K Jumbo Frames

NGS24TP: 24 Port Gb Ethernet Switch



- 24-port 10/100/1000Base-T RJ-45
- Auto-MDI/MDI-X Auto Negotiation
- IEEE 802.3az Energy Efficient Ethernet (EEE)
- Non-Blocking Switching Capability
- Ethernet Port on the Rear Design
- Supports 9K Jumbo Frames
- Compact 13" Metal Case
- Internal Power Supply

NGSM24T2: 24-port Full L2 Management, plus 2 SFP open slot, Gb Ethernet Switch



- Gigabit Ethernet switch SFP expansion
- Supports Dante
- 24+2 ports, desktop or rack mount
- Jumbo frame 9.6K support
- Layer 2+ full software management
- Autosenses cable type, no crossover needed
- Auto negotiation on each port
- Non-blocking wire speed 2000Mbps/port

NGSM24G4S: 24-port Full L2 Manage. plus 2 10G SFP



- 24Port Gigabit Copper + 2port 10G SFP+
- Supports Dante
- 2port 10G SFP+ for Stacking
- 1G SFP/10G SFP+ Available
- Stack up to 16 switches into one single switch
- 802.3az Energy Efficient Ethernet
- 88G Non-Blocking Switching Capability
- Layer 2+ Full Managed Software

NGSME24G4S: 24-port Full L2 Management plus 2 10G SFP



- 24 Port Gb + 2 10G SFP + Ports, with PoE+
- Supports Dante
- Auto-MDI/MDI-X Auto Negotiation
- IEEE 802.3az Energy Efficient Ethernet (EEE)
- Non-Blocking Switching Capability
- Ethernet Port on the Rear Design
- Supports 9K Jumbo Frames
- Compact 13" Metal Case
- Internal Power Supply

NGS24U: 24-Port, Websmart Gb Ethernet Switch



- Gigabit Ethernet switch
- 24 ports, desktop or rack mount
- Jumbo frame 9.6K support
- Autosenses cable type, no crossover needed
- Auto negotiation on each port
- Non-blocking wire speed 2000Mbps/port

NGSME24T2H: 24-port Full L2 Management, plus 2 SFP open slot, PoE+ Switch (400W)



- Gigabit Ethernet switch SFP and PoE+
- Supports Dante
- Dual PoE+ power board for ultimate stability and redundancy
- 24+2 ports, desktop or rack mount
- Jumbo frame 9.6K support
- Layer 2+ full software management
- Autosenses cable type, no crossover needed
- Auto negotiation on each port

NGSM48T2: 48-Port Gigabit Ethernet Switch with Full Layer 2 Management and 2-Port 10Gb SFP+ port




















- 48-Port Gigabit Copper + 2-port 10Gb SFP+ port Combo TP/SFP
- Supports Dante
- 802.3az Energy Efficient Ethernet
- 100G Non-Blocking Switching Capability
- Layer 2+ Full Managed Software Features
- 4K VLAN, 8 queues QoS, Advanced VLANs
- MSTP, LACP, LLDP, sFlow

NGSME48T2H: 48-Port Gb Switch with 2-Port 10Gb SFP+ port Layer 2 and PoE+ Switch



- 48-Port PoE+ Gb Copper + 2-port 10Gb SFP+ port
- Supports Dante
- Dual PoE+ power board for ultimate stability and redundancy
- 802.3az Energy Efficient Ethernet
- 100G Non-Blocking Switching Capability
- Layer 2+ Full Managed Software Features
- 4K VLAN, 8 queues QoS, Advanced VLANs
- MSTP, LACP, LLDP, sFlow,
- 802.1X, RADIUS, TACAS+, ACL

Front and Rear Port Facing Switches Matrix

Model	Image	Number of Gb Ports	Management	PoE+ Budget	1Gb SFP-Ports	10Gb SFP-Ports	1Gb SFP - Ports Stackable	Port Facing
N-IPSW1104		4 FE-ports	-	65W	-	-	-	Front
N-IPSWG5		5	-	65W	-	-	-	Front
N-IPSW1108		8 FE-ports	-	130W	-	-	-	Front
NGSE8H		8	-	130W	-	-	-	Front
NGSME8H		8	Full Layer L2+	130W	2	-	-	Front
NGS16TP		16	-	-	-	-	-	Front
NGSME16T2H		16	Full Layer L2+	250W	2	-	-	Front
NGS18T16		16	Web Smart Management	-	18	-	-	Front
NGS24TP		24	-	-	-	-	-	Front
NGSM24T2		24	Full Layer L2+	-	2	-	-	Front
NGSME24T2H		24	Full Layer L2+	430W	2	-	-	Front
NGSM24G4S		24	Full Layer L2+/ Stackable	-	-	2	2	Front
NGSME24G4S		24	Full Layer L2+/ Stackable	430W	-	2	2	Front
NGSM48T2		48	Full Layer L2+	-	-	2	-	Front
NGSME48T2H		48	Full Layer L2+	430W	-	2	-	Front
NGSE8H-AV		8	-	130W	-	-	-	Rear
NGSME16T2H-AV		16	Full Layer L2+	250W	2	-	-	Rear
NGSM16AVB		16	AVB & Full Layer L2+	-	2	-	-	Rear
NGSME16AVB		16	AVB & Full Layer L2+	-	2	-	-	Rear
NGSME8AVB		16	AVB & Full Layer L2+	-	2	-	-	Rear
NGSM24T2-AV		24	Full Layer L2+	-	2	-	-	Rear
NGSME24T2H-AV		24	Full Layer L2+	430W	2	-	-	Rear